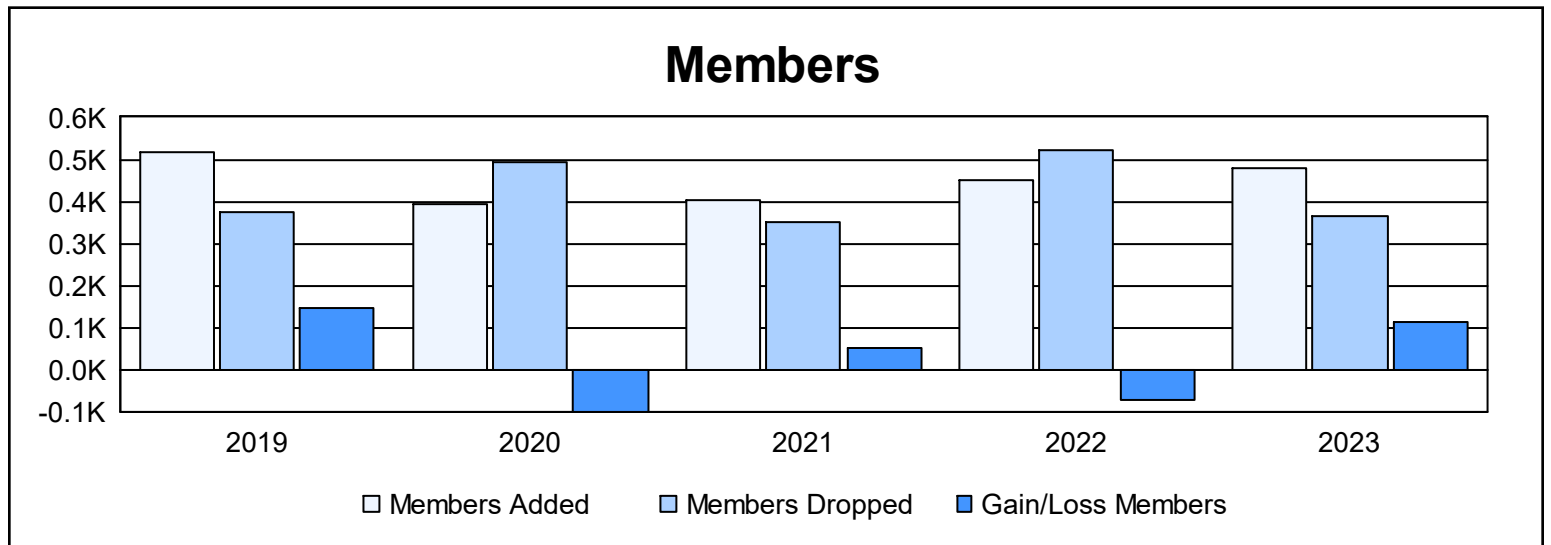
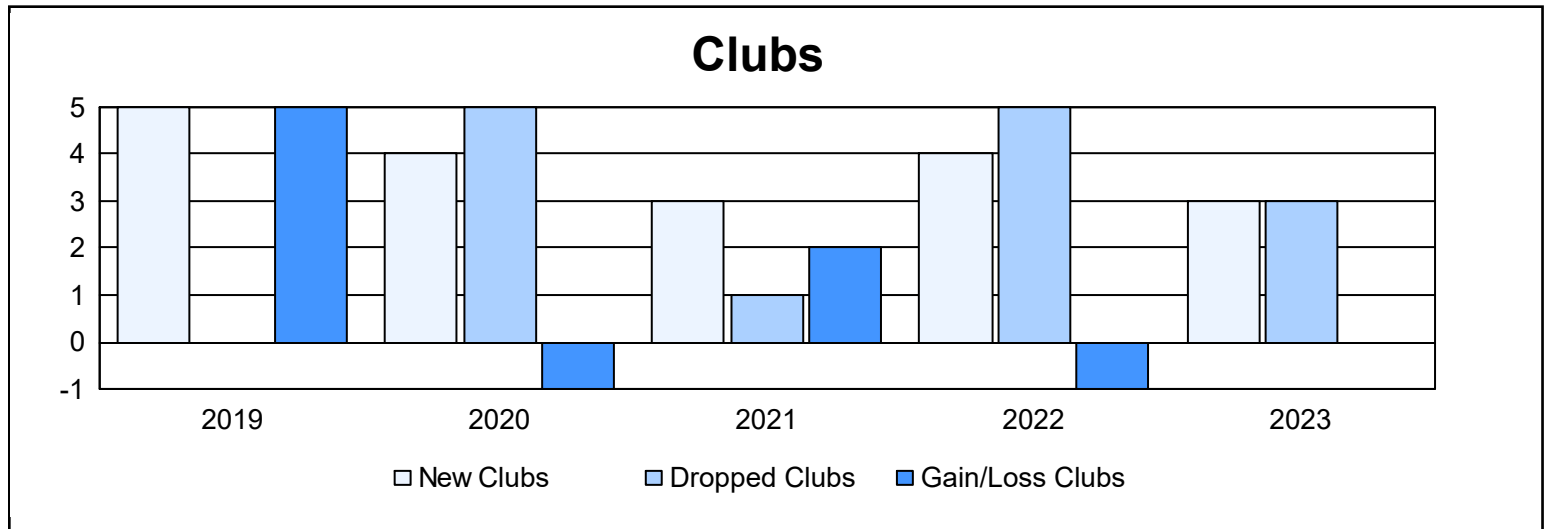
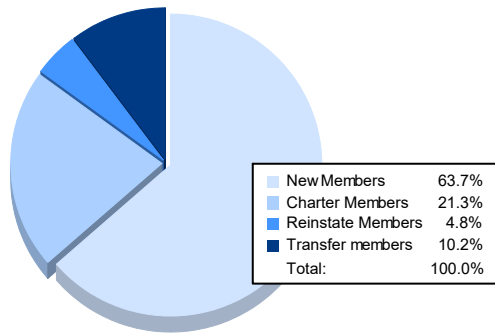


| Year | New Clubs | Dropped Clubs | Gain/ Loss Clubs | New Members | Charter Members | Reinstate Members | Transfer Members | Total Member Added | Total Members Dropped | Gain/ Loss Members |
|----------------|-----------|---------------|------------------|-------------|-----------------|-------------------|------------------|--------------------|-----------------------|--------------------|
| 2018-2019 | 5 | 0 | 5 | 350 | 151 | 17 | 1 | 519 | 375 | 144 |
| 2019-2020 | 4 | 5 | -1 | 265 | 114 | 7 | 6 | 392 | 491 | -99 |
| 2020-2021 | 3 | 1 | 2 | 246 | 138 | 17 | 3 | 404 | 352 | 52 |
| 2021-2022 | 4 | 5 | -1 | 257 | 158 | 30 | 4 | 449 | 520 | -71 |
| 2022-2023 | 3 | 3 | 0 | 305 | 102 | 23 | 49 | 479 | 367 | 112 |
| Average | 4 | 3 | 1 | 285 | 133 | 19 | 13 | 449 | 421 | 28 |



Membership Composition June 2023 Cumulative



Gender Composition June 2023 Cumulative

